




## Four Creative Writing Story Prompts

*Pre-K - 2nd grade*

- A Trip to Outer Space
- Completely Imaginary Science Experiment
- The Mystery of \_\_\_\_\_
- Fortunately/Unfortunately



## A trip to Outer Space

- If you could go on a trip to outer space, who would you bring with you?

---

---

- What would you bring on your trip?

---

---

- What would your space ship look like? (You can draw a picture on the back.)

---

---

- What would you see while you float around in space?

---

---

- What would you bring home with you?

---

---

- Do you think anything exciting might happen while you're in outer space?


---


---

- Would you encourage other people to go on a trip to outer space? Why or why not?

---

---





## My Completely Imaginary Science Experiment:

(No rules of reality need apply. Imagine anything could happen!)

Title: \_\_\_\_\_

- Hypothesis (What do you think will happen?) \_\_\_\_\_

\_\_\_\_\_  
\_\_\_\_\_

- Supplies needed: \_\_\_\_\_

\_\_\_\_\_  
\_\_\_\_\_

- Instructions for the experiment: \_\_\_\_\_

\_\_\_\_\_  
\_\_\_\_\_


- Did anything go wrong? If so, how did you fix it? \_\_\_\_\_


\_\_\_\_\_  
\_\_\_\_\_

- Conclusion (What ended up happening? What did you learn? ): \_\_\_\_\_

\_\_\_\_\_  
\_\_\_\_\_

\_\_\_\_\_  
\_\_\_\_\_





The Mystery of the \_\_\_\_\_

Setting (Place ): \_\_\_\_\_

Characters: \_\_\_\_\_

Problem/Mystery: \_\_\_\_\_


First attempt to solve the problem: \_\_\_\_\_

Second attempt to solve the problem: \_\_\_\_\_


New problems that occurred when we tried to fix things: \_\_\_\_\_

Final solution (that actually works ): \_\_\_\_\_

Moral of the story: \_\_\_\_\_



**Instructions:** Cut out the two strips and tape them together. If you want to make your story extra long, you can print this page as many times as you want and tape several strips together. Accordion-fold (alternate back and forth) the lines so that the whole story drops open to one long strip.



One day ...

(Choose a main character and describe something crazy that happened to him.)

Fortunately ...

Unfortunately ...

Fortunately ...

Unfortunately ...

Fortunately ...

Unfortunately ...

Fortunately ...

The moral of the story is ...





### Terms of Use:

Thank you for your purchase! By purchasing this product (including free products), you are agreeing that the contents are the product of Sandra Balisky and licensed to you only for classroom/personal use as a single user. I reserve all rights to this product.

#### You May:

- ◆ Make copies for the purchaser's classroom, including homeschooling or tutoring sessions.
- ◆ Direct other interested persons to my store and/or website (see information on the next page). You can send them the direct link for this product: <https://realworldlearners.com/creative-writing-with-kids/>.
- ◆ Reference {WITHOUT REDISTRIBUTION} this product in blog posts, at workshops (or other such venues) PROVIDED there is both credit given to myself as the author and a link back to my TPT store or website is included in your post/presentation.

#### You May Not:

- ◆ Claim this work as your own, alter the files in any way, or remove/attempt to remove any element of branding.
- ◆ Share this product with others.
- ◆ Repackage and/or sell or giveaway this product (part of it or in its entirety) to others.
- ◆ Offer or share this product anywhere on the internet as a download or copy including, but not limited to, personal sites, school sites, or Google Doc links on blogs or sites, internet sharing groups, news lists, or shared databases.

This helps keep my small home-based business alive for another day -- *thank you for your understanding!*



Making copies of purchased items to share with others is not allowed and is a violation of the Terms of Use, along with copyright law.

Thank you for abiding by universally accepted codes of professional ethics while using this product.

### More Products:

If you would like to see more free printables and full activity-based lesson units, you can visit my online store at <https://www.teacherspayteachers.com/Store/Sandra-Balisky>.

### My Website:

You can find the stories behind the products as well as follow our ongoing adventures with child-led learning at my website: <https://realworldlearners.com/>

### Pinterest:

Follow me on Pinterest to see my continuously curated list of learning resources and activities for kids. <https://www.pinterest.com/sandrabethany/>

### Credits:



Clip Art and some fonts from Creative Clips

<http://www.teacherspayteachers.com/Store/Krista-Wallden>